

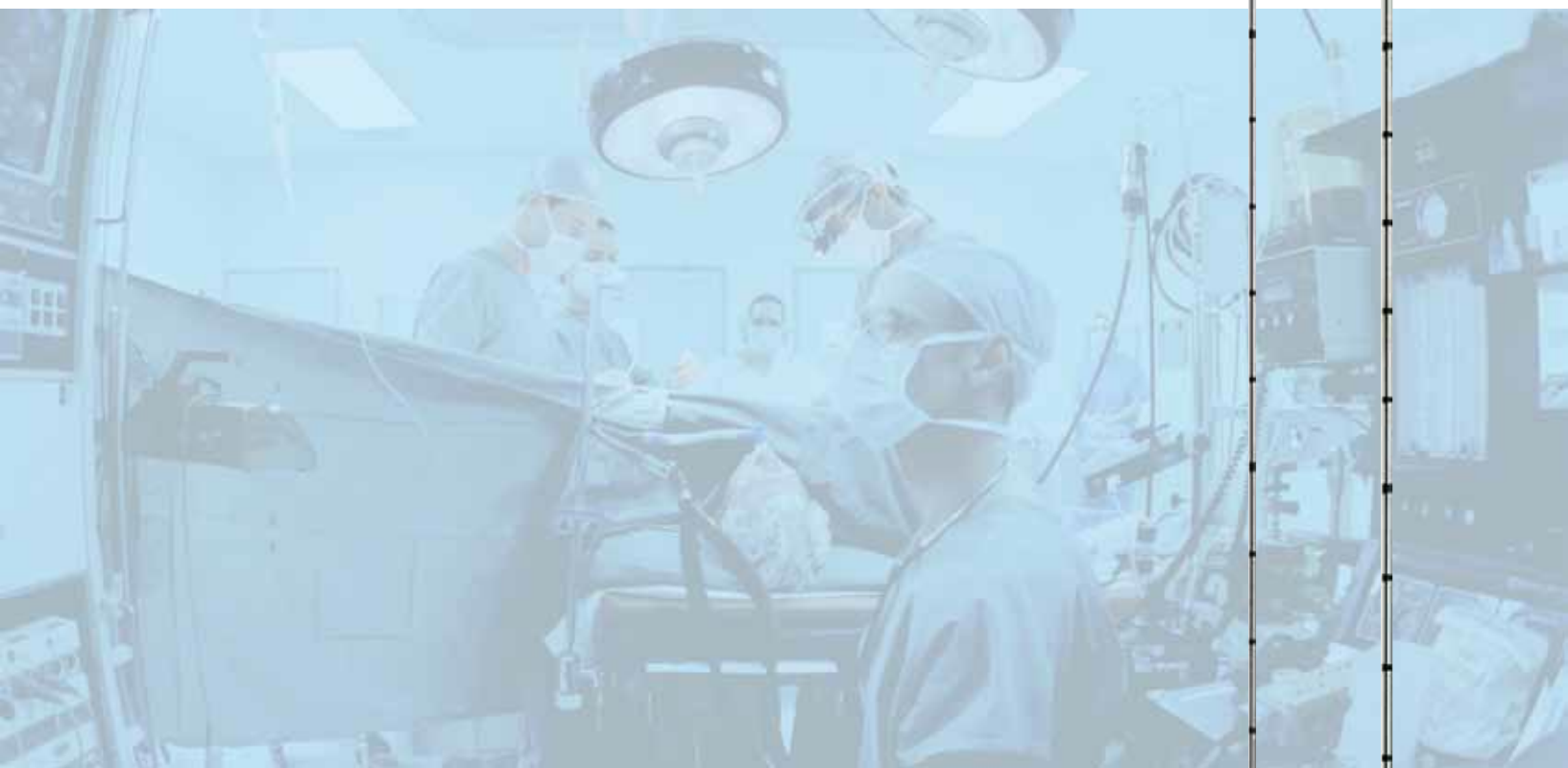


<http://www.unisis.co.jp>

UNIEVER[®]

Uniever is a brand name of Unisis Corp.

DISPOSABLE MULTI-USE & PTCD BIOPSY NEEDLE (MODEL CHIBA TYPE)



20G×150mm
(With a depth marker) 18G×150mm

DISPOSABLE MULTI-USE & PTCO BIOPSY NEEDLE (MODEL CHIBA TYPE)

A wider variety of sizes for a wider range of applications

Originally developed for percutaneous transhepatic cholangio drainage (PTCD), multi-use (Chiba) needles are now used in a number of applications, such as biopsies and injection of contrast agents/ethanol. Our needle is manufactured with a particular focus on the sharp cut and flexibility (skinny) that are required for the famed Chiba-Type.

Note: The Chiba needle is the puncture needles developed by Professor Kunio Okuda of the Chiba University, Japan.

Point Symbol Marks



BACK-CUT POINT



BACK-CUT POINT - SHORT BEVEL

Features

● Sharpness, directness, and variety

The Chiba-Type is straight and sharp, and thus facilitates an effective approach to target sites located relatively deep within the body. A wide range of gauge sizes and lengths are available to respond to different requirements, depending on the site.

Unisis manufactures cannulas under strict production processes to provide consistent puncture performance.

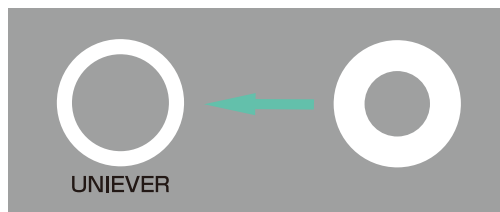

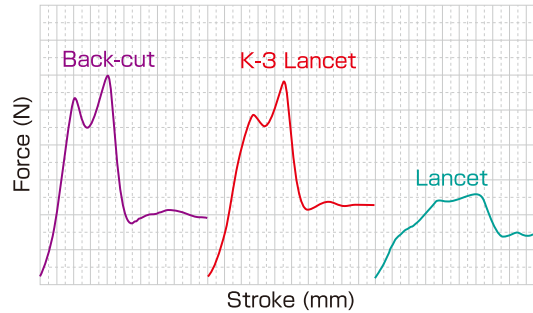
● Bevel angle

The standard bevel angle of 20° minimizes damage to the tissue at the puncture. We pay careful attention to the assembly of the needle and stylet to eliminate problems, such as tissue jammed between the bevels.

● Thin wall

The application of our unique, thin-walled tube has enhanced the flexibility and manipulation required for the Chiba-Type. This feature, together with our innovative hub design, greatly facilitates injection to and aspiration from the target site.

22G needles w/different points puncture patterns with nylon film.




Needle points



Back-cut point (short bevel)

The bevel tip has small secondary bevels ground on the left and right sides that provide excellent straight-advancing capability and puncture performance to minimize damage to the tissues. The thin-walled tube applied to the needle also facilitates flexible puncturing.

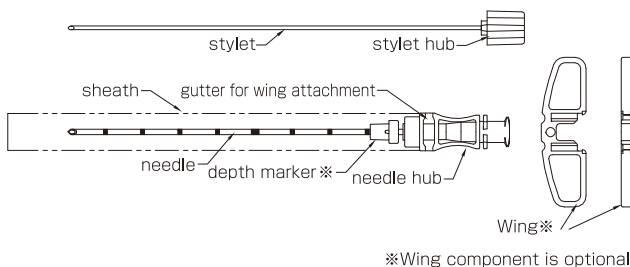


Bevel angle variation

We offer two options for the bevel angle: 20°, to provide an excellent puncture and a sharp cut; and 30° (short bevel), to provide an appropriate resistance.

Names of parts with sketches

—Multi-use & PtcD Biopsy Needle (Model Chiba Type)—



Standard sizes

Product Name : DISPOSABLE MULTI-USE NEEDLE

Needle Point Type : Back Cut Point

G:Gauge/ Color Code	Length	Graduation	Attachment	REF (Code No.)
20G	150mm	Line Type	Depth Marker/ Wing	4281871
	200mm			4281971
22G	150mm			4302171
	200mm			4302271

Individually packed and 25 pcs/box
E.O.G. sterilized

Manufacturer



7th Fl. Mitsui-Sumitomo Bank Okachimachi-Bldg. 4-11-4 Taito, Taito-Ku,
Tokyo, Japan 110-0016
(Direct call) international sales dept Tel:03-5812-8832 / Fax:03-5812-8831

URL <http://www.unisis.co.jp/english/>

Made in Japan

Representative

Note : Product specifications are subject to change without prior notice due to product improvements, etc. **CB120103E**